

COVID-19 INFO

COCHRANE TEMISKAMING RESOURCE CENTRE

To: All Staff
From: Daniel Roy
Subject: Updates - Covid-19
Date: March 11th, 2021

KEEP UP THE EXCELLENT WORK
Take care of each other!

“WASH YOUR HANDS, PHYSICALLY DISTANCE, STAY SAFE”

PLEASE CONTINUE WEARING YOUR MASK & SHIELD
(See attached instructions sheet)

- ✓ **The rollout of vaccinations and lower numbers in our region are not indicators that Personal Protective Equipment is any less required or important.**
- ✓ **We continue to face risk of infection, now more than ever, as the promise of coming vaccination is within reach.**

ALL OUR INFECTION CONTROL PARTICES ARE STILL NEEDED.

- ✓ **March 13th will be one year to the date marking the START of the CTCRC Pandemic response. We have been so successful to date, but we cannot relax just yet!**

Let's not drop the ball!

We are wanting again to thank you all for your efforts to date and to encourage you to keep going.
A small Thank You gift is being mailed to you.

- ✓ **The vaccination of our Residential individuals and Residential staff is coming. Community Living agencies in our service region have dates for their priority vaccination. Employers are given approximately 48 hours of turnaround time to provide a list of staff wanting vaccination in these priority clinics.**
- ✓ **Once we have our dates for CTRC Residential Services priority vaccinations we will communicate again with Residential staff to schedule their vaccination.**
- ✓ **Passing on this vaccination opportunity will send you to general community priority groups for vaccination.**
- ✓ **Staff continue to have the right to decline vaccination.**
- ✓ **CTRC Residential Services will be resuming home visitations of individuals to their families and we will cautiously resume some community outing with precautions. Details are to follow via Residential Communication and the Supervisors.**
- ✓ **The CTRC Management Team will again be securing the use of the “Camp” in Matheson to provide summer recreational activities for the individuals we support.**
- ✓ **Please contact me directly if you have any questions.**

Keep up the Infection Control Practices. They have been effective to date!



Daniel Roy, Human Resources Director

Cc Cindy McQuarrie, OPSEU Regional Representative
Lisa DeRosario, OPSEU L664 Chief Steward
Donna Cashabec for Board Distribution

Procedural Masks

Each staff will be permitted to use **1 mask** for every **4 hours** of work (8 hours shifts = 2 masks, 12 hour shifts = 3 masks). This allows for a change if your mask gets soiled during your shift. Please ensure to **sign out** every mask utilized during your shift for inventory purposes for the ministry.

How to apply the mask

1. Wash your hands
2. Hold the mask through the ear loops with the coloured side facing outwards and metal edge upwards.
3. Apply mask and ensure your mouth, nose and chin are covered
4. Pinch the metal edge of the mask so that it presses gently on your nose bridge

Once the mask is applied, do not touch the outside of the mask and practice hand hygiene accordingly should you accidentally touch the outside of the mask.

How to remove the mask

1. Wash your hands before removing your mask
2. Do not touch the inside or outside of your mask
3. Remove the mask by grabbing both ear loops and disposing of the mask, unless removing your break (see instructions below).
4. Wash your hands

Break times

1. Follow instructions for mask removal
2. Instead of disposing of the mask - place the outside of the mask face down on a paper towel
3. Wash your hands
4. Reapply mask according to instructions, dispose of paper towel and wash your hands

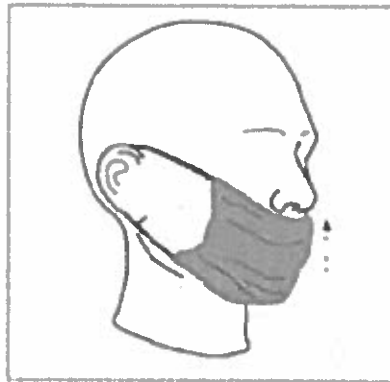
Be mindful of social distancing (6 feet apart) during breaks especially when masks have been removed.

Avoid touching your face and continue to practice hand hygiene accordingly

FACE MASK MISTAKES



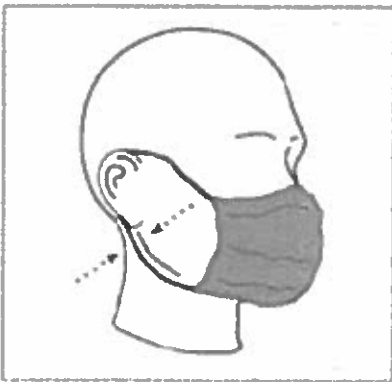
✘ It doesn't cover your chin.



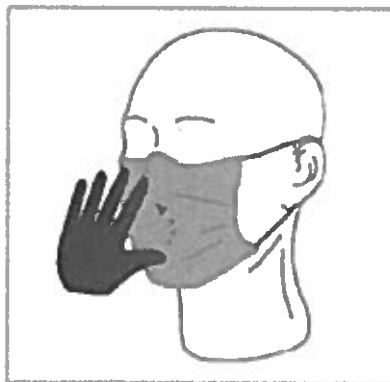
✘ It sits below your nose.



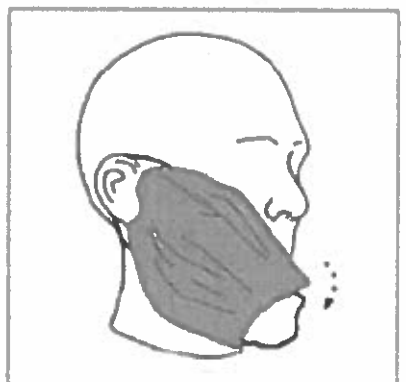
✘ It covers only the tip of your nose.



✘ It's too loose.



✘ You keep touching it.

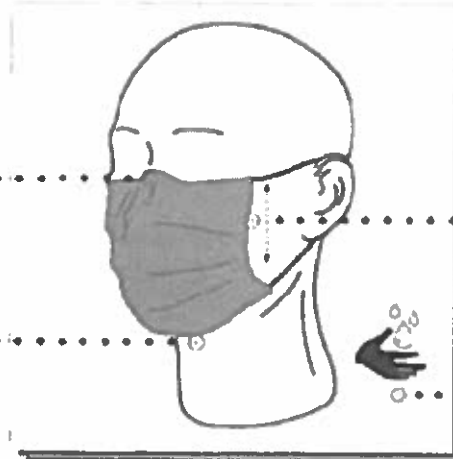


✘ You keep taking it on and off.

THE RIGHT WAY TO WEAR A FACE MASK

The top edge sits on the bridge of your nose.

The bottom edge sits under your chin.



It's snug, without gaps between the mask and your face.

Wash your hands after you take it off.